



PlayStation

NTSC U/C

PlayStation

EVERYONE



CONTENT RATED BY
ESRB

SLUS-00981
23469-0970

Barbie Race & Ride



Barbie
Software
for Girls

2-player horseback riding
action with Barbie!

Ages 5 & Up



WARNING: READ BEFORE USING YOUR PLAYSTATION® GAME CONSOLE.

A very small percentage of individuals may experience epileptic seizures when exposed to certain light patterns or flashing lights. Exposure to certain patterns or backgrounds on a television screen or while playing video games, including games played on the PlayStation game console, may induce an epileptic seizure in these individuals. Certain conditions may induce previously undetected epileptic symptoms even in persons who have no history of prior seizures or epilepsy. If you, or anyone in your family, has an epileptic condition, consult your physician prior to playing. If you experience any of the following symptoms while playing a video game – dizziness, altered vision, eye or muscle twitches, loss of awareness, disorientation, any involuntary movement, or convulsions – IMMEDIATELY discontinue use and consult your physician before resuming play.

WARNING TO OWNERS OF PROJECTION TELEVISIONS:

Do not connect your PlayStation game console to a projection TV without first consulting the user manual for your projection TV, unless it is of the LCD type. Otherwise, it may permanently damage your TV screen.

USE OF UNOFFICIAL PRODUCT:

The use of unofficial products and peripherals may damage your PlayStation game console and invalidate your console warranty.

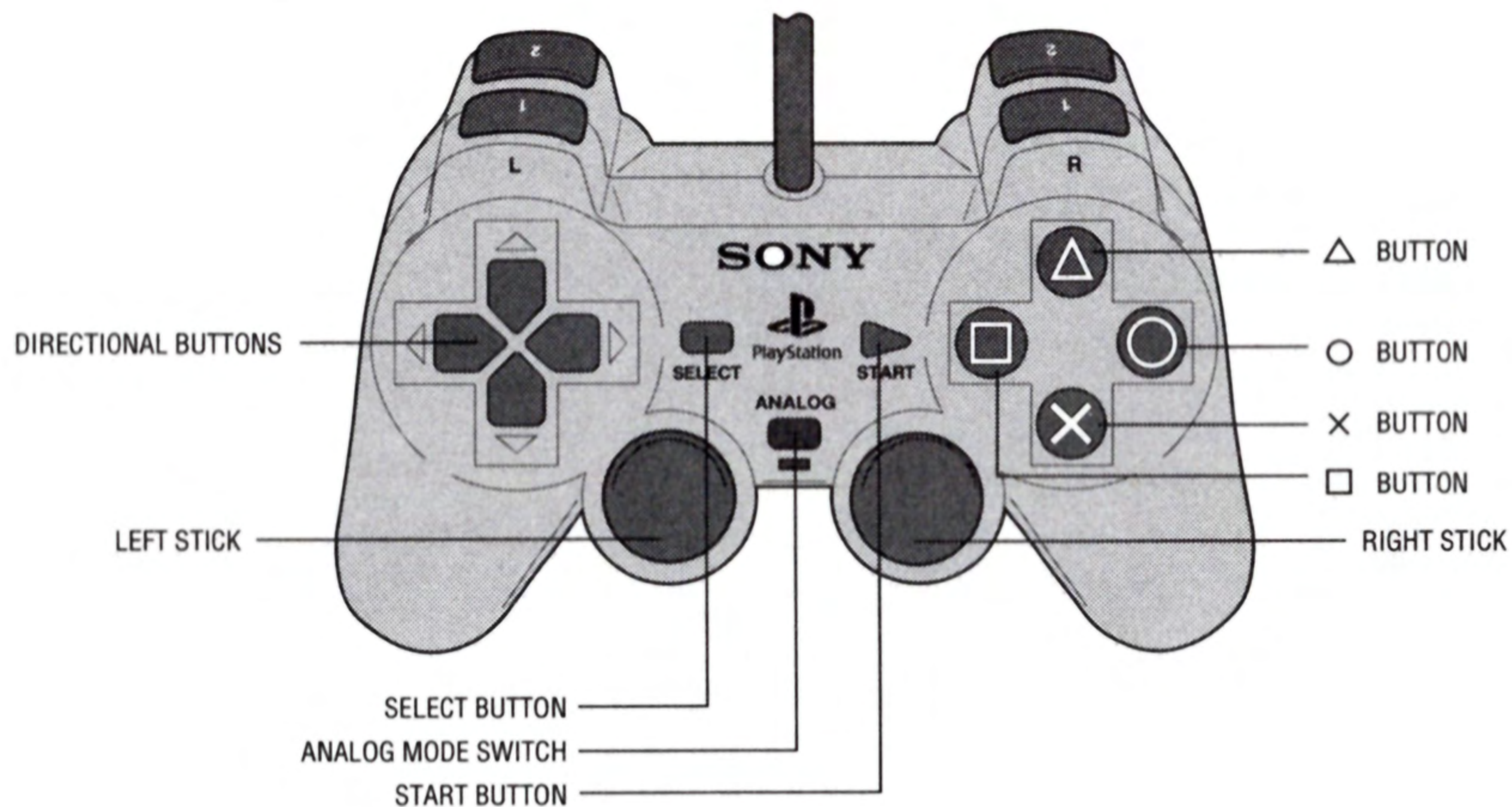
HANDLING YOUR PLAYSTATION DISC:

- This compact disc is intended for use only with the PlayStation game console.
- Do not bend it, crush it or submerge it in liquids
- Do not leave it in direct sunlight or near a radiator or other source of heat.
- Be sure to take an occasional rest break during extended play.
- Keep this compact disc clean. Always hold the disc by the edges and keep it in its protective case when not in use. Clean the disc with a lint-free, soft, dry cloth, wiping in straight lines from center to outer edge. Never use solvents or abrasive cleaners.

TABLE OF CONTENTS

| | |
|---|----|
| Riding Controls | 2 |
| Getting Started | 3 |
| PlayStation® game console | 3 |
| Memory Cards | 3 |
| Signing In | 4 |
| New Player | 4 |
| Loading A Saved Game | 4 |
| Options | 4 |
| Controller Vibration | 5 |
| Parental Settings | 5 |
| 2 Player Games | 5 |
| Choosing Barbie's Outfit | 6 |
| The Stables | 6 |
| Choosing & Naming Your Horse | 6 |
| Taking Care Of Your Horse | 6 |
| Feeding | 7 |
| Grooming | 7 |
| Getting Ready To Ride | 7 |
| The Secret Ranch Story | 8 |
| The Bulletin Board | 8 |
| Riding Lesson | 8 |
| Choosing A Trail | 8 |
| The Missing Postcard | 9 |
| Changing Players | 9 |
| Saving Your Game | 9 |
| The Secret Valley Trails | 10 |
| Riding Your Horse on the Trails | 11 |
| Stopping Your Horse on the Trails | 11 |
| Options | 11 |
| Racing | 12 |
| Finding the Races | 12 |
| Racing Barbie's Friends | 12 |
| Winning the Race | 13 |
| Obstacle Courses | 13 |
| Finding the Obstacle Courses | 13 |
| Completing an Obstacle Course | 13 |
| Game Hints | 14 |
| Technical Support | 15 |
| Credits | 16 |

RIDING CONTROLS



Press the left and right directional buttons to steer your horse left and right.



Press the directional button up to make your horse ride fast.

Press the directional button down to make your horse ride slow.



Press to select the Highlighted object



To jump horse (also jump from a stand still)

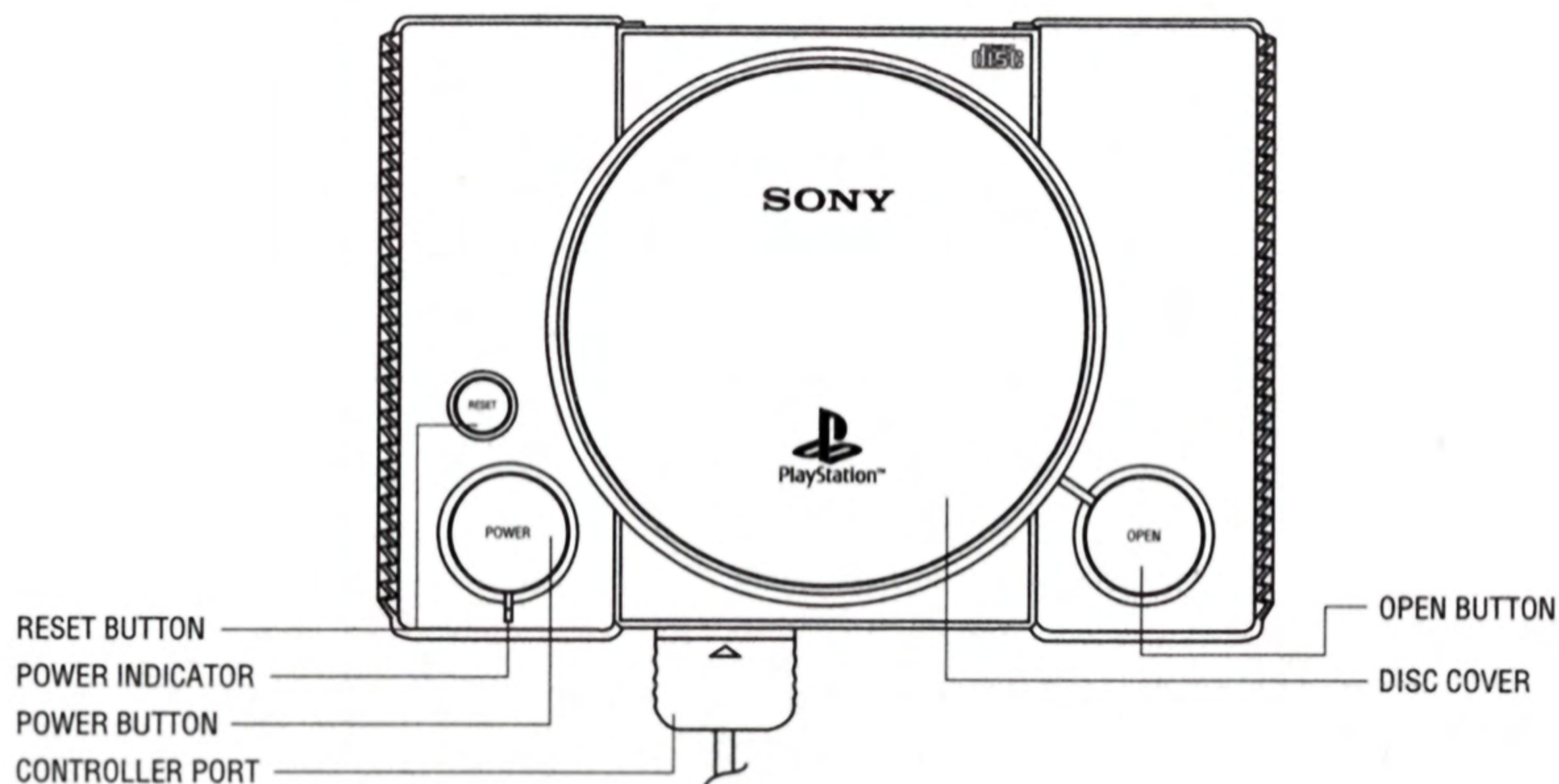


Allows you to exit the current screen



Allows you to access areas while riding the trails

GETTING STARTED



Set up your PlayStation® game console according to the instructions in its Instruction manual. Make sure the power is OFF before inserting or removing a game disc. Insert the Barbie® Race & Ride™ disc and close the disc door. Insert the game Controller and turn ON the PlayStation®. Follow the on-screen instructions to start the game.

MEMORY CARDS

Barbie® Race & Ride™ lets you save games at their current level of play onto a MEMORY CARD, and resume play on previously saved games. Insert a MEMORY CARD (sold separately) into MEMORY CARD slot 1 of the PlayStation® BEFORE starting play.

You can store up to 10 one-player and 10 two-player games on any one MEMORY CARD.




Important: Do not remove a MEMORY CARD while saving or loading games.
Doing so could damage the game data.

SIGNING IN


NEW PLAYER

If you are starting a new game, use the directional buttons to highlight "NEW PLAYER" and press the  button.

SIGN-IN SCREEN


Type in your name by selecting the letters with the directional buttons on your Controller and then pressing the  button. To type in a space, highlight the "Square" symbol, in the lower left portion of the screen and press the  button. To delete a letter, highlight the small backspace "Arrow" in the lower right portion of the screen and press the  button. You must enter at least two letters for a name.




Highlight the "Checkmark" in the horseshoe and press the  button when you are finished.



START GAME


When you're ready to start your adventures, highlight "START" and press the  button.

LOADING A SAVED GAME

If you want to load a previously saved game, make sure you have inserted the MEMORY CARD. Next, find your game by highlighting the card at the top of the screen using the left and right directional buttons on your Controller. When you have found your game, press the  button.

OPTIONS

From here you can change the sound and music volume.

To change the sound volume, highlight the flower and press . Then use the left and right directional buttons to adjust the volume level.

To change the music volume, highlight the musical note and press . Then use the left and right directional buttons to adjust the volume level.



When you're finished with your new settings, press the **X** button. To cancel and reset the previous setting, press the **△** button.

To access more advanced options, highlight "PARENTAL SETTINGS" and press the **X** button.

When you're done, highlight the checkmark and press the **X** button.

CONTROLLER VIBRATION

To turn your Controller vibration feature on and off, highlight Player 1 / Player 2 vibration On/Off and press the **X** button.

PARENTAL SETTINGS

To change the screen position, highlight "SCREEN POSITION" and press the **X** button. Then use the directional buttons to move the screen. When you're finished, press the **X** button again.

To reset the sound volume and the screen position to their original settings, highlight "RESET DEFAULTS" and press the **X** button.

When all of your changes are done, highlight the checkmark and press the **X** button.



TWO-PLAYER GAMES

If you want to play a two player game, highlight "1 PLAYER" and press the **X** button. This will now change to "2 PLAYER." From here, Player 2 can follow the same Sign-In instructions. Remember, there must be two Controllers plugged into your PlayStation® game console to play a two-player game.



CHOOSING BARBIE'S OUTFIT

Here's where you can choose an outfit for Barbie to wear. Choose from a nice, blue denim top with black pants, black boots and a black riding hat or a dark purple vest over a lavender blouse with khaki pants, brown boots and a brown riding helmet. Barbie will then wear your selected outfit throughout the game. If you are playing a two-player game, Player One gets to choose an outfit, then player two chooses an outfit.



THE STABLES

CHOOSING YOUR HORSE

Choose one of the four horses to name and ride! Highlight the stable door of the horse you want to ride and press **X**.



NAMING YOUR HORSE

Highlight the arrows and press the **X** button to see all the names you can choose from. Highlight a name and press the **X** button to put it on the stable door and to hear Barbie say it. Highlight 'OK' and press the **X** button once you've selected your horse's name. This will now be your horse's name throughout the game.



TAKING CARE OF YOUR HORSE

The Barbie® Race & Ride™ stable has everything you need to feed, groom and get your horse ready to ride! All of these are found in the Tack area. You can access the Tack area by highlighting the wooden arrow, pointing to the right of the stable and pressing the **X** button.



FEEDING

Apples, carrots, strawberries and sugar cubes are kept in baskets next to the bridle and saddle. Highlight your horse's favorite treat and press the **X** button. Barbie will hold it and feed your horse.



GROOMING

Every horse needs a good brushing and a sudsy bath every once in a while – especially after a long ride! Highlight the grooming equipment on the shelf next to the bridle, then press the **X** button.

Use the directional buttons on your Controller to move the soap brush around the screen. Press the **X** button to scrub your horse.

Move the brush over the currycomb or the towel and press the **X** button to pick them up.

Use the brush to wash your horse, the towel to dry her, and the currycomb to brush her mane and tail.

GETTING READY TO RIDE

Let's get your horse ready to ride!

Make sure you put the saddle pad on the bottom and the saddle on the top.

Just highlight the saddle pad, the saddle and the bridle. Press the **X** button to put them on.

To take them off, simply highlight each piece and press the **X** button again.



THE SECRET RANCH STORY


As we ride through all of the awesome trails in Secret Valley, we will have the chance to stop and see all sorts of interesting things! There are places to race, timed obstacle courses, all kinds of animals to see and some really fun games and puzzles. Barbie needs your help finding the missing postcard that will lead us to the hidden Secret Ranch... Do you think you and Barbie can find the Secret Ranch? Rumor has it that there is a very special surprise waiting for you there! So, let's saddle up and hit the trails! C'mon...let's Race & Ride!



THE BULLETIN BOARD


This is the Barbie® Race & Ride™ Bulletin Board, where all of our adventures begin! When you're ready to ride, visit the Bulletin Board and choose a trail!

RIDING LESSON

At the top center of the Bulletin Board you can see the Riding Lesson postcard. Simply highlight it and press the  button to give it a try. Here's where you can get a feel for riding your horse. You can ride, jump and turn left and right. It's a good way to get familiar with the riding controls before you hit the trails...

The first time you go to the Barbie® Race & Ride™ bulletin board, you must take a riding lesson before you can access the trails.

CHOOSING A TRAIL

There are four postcards located on the Bulletin Board. There is also a missing postcard that you and Barbie can find by riding all four trails. To ride a trail, simply highlight the postcard of the trail you want to ride and press the  button. There is a beach ride, a meadow trail, a ride through the forest and a snowy mountain trail.

You can ride out on the trails during the day, and return back to the stables in the evening! The night skies look so beautiful.

THE MISSING POSTCARD

Something exciting is happening at the Secret Ranch, but the postcard is missing from the Bulletin Board so we don't know how to get there! Pieces of the missing card are hidden throughout the game. To find them, you'll need to ride each trail and win all the games. Each time you complete a trail, including the games, you'll get a Gold Star and a piece of the postcard will appear on the Bulletin Board. When you've found all the pieces, use the postcard to visit the ranch and find the surprise!

CHANGING PLAYERS

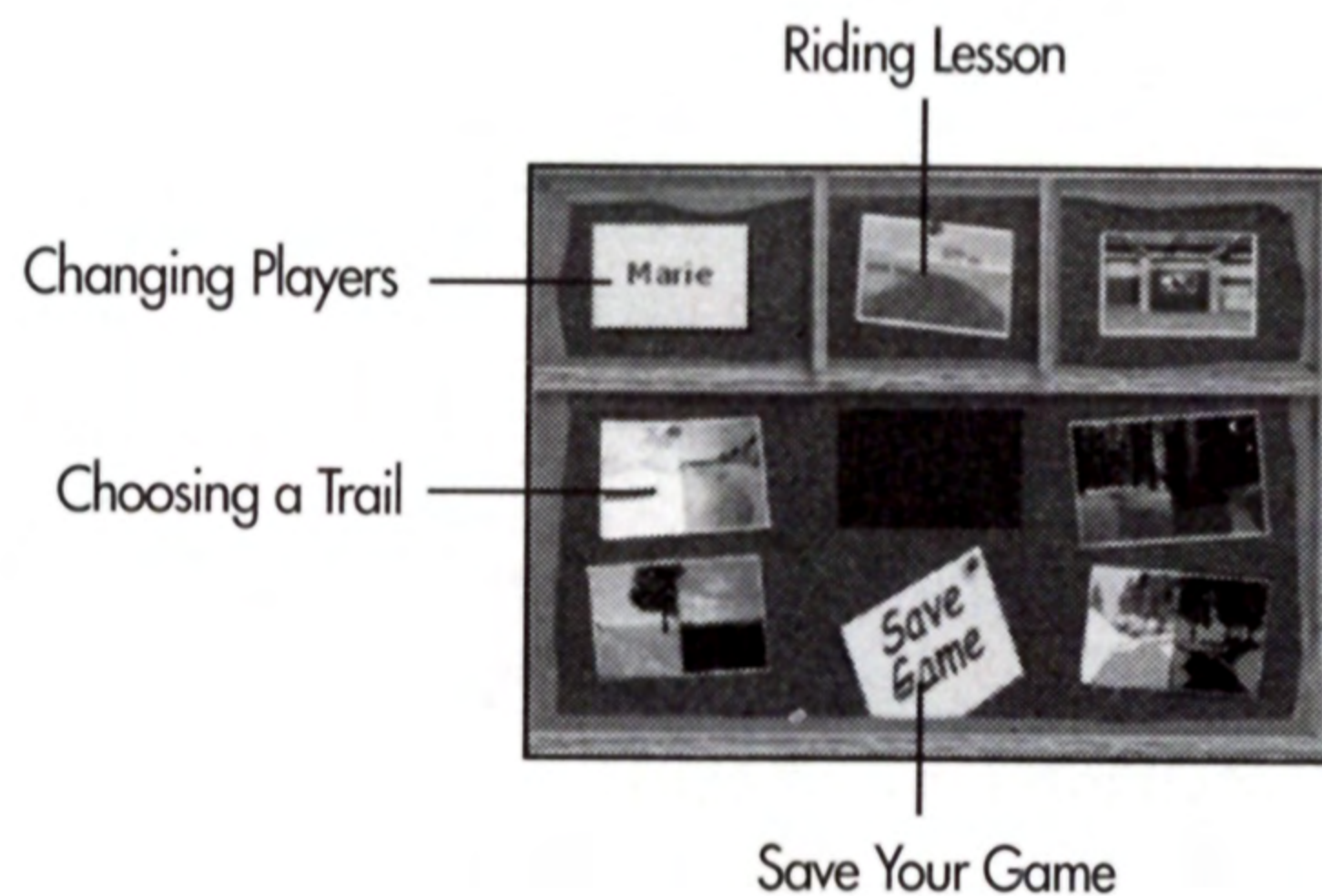
At the top left of the Bulletin Board, you can see your membership card(s). If you are playing a one-player game, you will see only one membership card. If you are playing a two-player game, you will see two membership cards, one overlapping the other.

To change from Player One to Player Two (and back again) just highlight the membership card and then press the \otimes button to select the player you want.

You can return to the Bulletin Board at anytime during the game and change players.

SAVING YOUR GAME

To save your game, highlight the "SAVE GAME" postcard at the bottom center of the Bulletin Board, and press the \otimes button. This will save the current game to your MEMORY CARD. (Remember, there must be a MEMORY CARD in MEMORY CARD slot 1 of your PlayStation® game console in order to save your game.)



THE SECRET VALLEY TRAILS

There are four awesome trails to ride here in Secret Valley! Each trail is packed full of fun and interesting things to see and do. There are animals to see, games to play, races to win and even challenging obstacle courses!

THE BEACH

The Beach ride takes you on a fun seaside adventure. Enjoy the sand, waves and all sorts of sea creatures. Look for the games - they're really fun. There's even a race! See you at the finish line!

THE FOREST

Wow! Check out those awesome trees! The Forest trail has great, tall trees and all sorts of wildlife. There are some really cool games and animals. See if you can find the obstacle course. Good Luck!

THE MEADOW

Ahhh, the fresh green grass, the colorful flowers and the fresh water streams...the meadow is beautiful! Have fun riding down the trail and exploring all of the fun stops along the way, including a race!

THE MOUNTAINS

Look at all the snow! This totally cool trail is packed full of fun stuff to see. See if you can find all of the winter animals and games. There may even be a Secret Trail hidden somewhere...

THE SECRET RANCH

Not much is known about the Secret Ranch, but there's a rumor that there's a very special surprise waiting for you! See if you can help Barbie find the pieces of the missing postcard. I wonder what the surprise could be? Let's go!



RIDING YOUR HORSE ON THE TRAILS

There will be twists and turns and obstacles to jump over on each trail. Be sure to steer your horse left and right with your directional buttons and press the **X** button to jump. As you're riding, you will see some very cool and beautiful things. You may want to look for animals, races, obstacle courses and secret trails along the way. When you see something, you may want to stop and take a look...



STOPPING YOUR HORSE ON THE TRAILS

When riding your horse on the trails you will have many opportunities to stop. Barbie will help you by letting you know if there's something cool to stop and look at. You will also see instructions on how to stop at the bottom of your screen. Press the **□** button to stop and take a look.



Whenever you stop on the trails, you will see Barbie on the horse. Use the directional buttons to highlight interesting objects you want to look at, then press the **X** button.

OPTIONS

You can access several game options at any time, by pressing the SELECT button on your Controller.

This will bring up a list of options for you:

- To access the Options menu, highlight "Options" and press the **X** button. This menu allows you to adjust the volume levels and to turn the vibration function on or off for each player. To exit the Options menu, highlight the "Exit" option and press the **X** button.



- To restart the game, highlight "Restart Game" and press the **X** button.
- To return to the Bulletin Board, highlight "Return to Bulletin Board" and press the **X** button.
- To close this menu and return to the game you're playing, highlight "Return to Game" and press the **X** button.

You can also pause the game at any time by pressing the "START" button on your Controller.

RACING


FINDING THE RACES

There are races both on the Beach and in the Meadow. To race, simply ride either trail and stop at the race entry areas. Barbie will tell you when she sees the Race area. There will also be instructions on the bottom of the screen telling you when to stop.



RACING BARBIE'S FRIENDS

If you are playing a one-player game, you will automatically race against either Christie or Teresa. If you are playing a two-player game, you will race against each other.



READY...

You and Barbie can have an exciting race on the Meadow or on the Beach! See if you're faster than Christie and Teresa! You'll have to jump over obstacles and be the first one to the finish line.

SET...

To race, stop the horse next to the starting line on the Meadow or the Beach. After stopping, highlight the race entry banner, and press the **X** button.

GO...

Press the right directional button on your Controller to go forward. Press the **X** button to jump. If you miss a jump, your horse will back up and wait. To try the jump again, press the **X** button.

WINNING THE RACE


You'll earn a blue ribbon for first place, or a red ribbon for second place. You can then see your ribbons on the Bulletin Board!



OBSTACLE COURSES

FINDING THE OBSTACLE COURSES

There is an Obstacle Course in the Forest and there may be one on the Secret Ranch... To race through an Obstacle Course, simply stop at the Obstacle Course entry gate. Barbie will tell you when she sees the Obstacle Course area. There will also be instructions on the bottom of the screen telling you when to stop.





The Obstacle Course has a timer. See if you can get the fastest time. Remember, you'll have to avoid obstacles by steering your horse left and right. You'll also need to jump over obstacles by pressing the **X** button. Have fun!

In a two-player game you can take turns riding the Obstacle Course. Whoever completes it the fastest will get a blue ribbon for first place and the other will get a red ribbon for second place.

COMPLETING AN OBSTACLE COURSE

Once you finish an obstacle course, your time will be displayed. If you're really good, you might even get the best time! You can always do it again and try to beat your best time, or someone else's best time.

GAME HINTS

- You can always return to the Bulletin Board to ride a trail again or to choose a new trail. To do this, press the SELECT button on your Controller and choose "Return to Bulletin Board" or simply ride any dusk trail to the end, back to the stables.
- You can race as many times as you like. Simply highlight the race entry gate and press the  button.
- You can race through the Obstacle Course(s) as many times as you like. Simply highlight the obstacle course entry gate and press the  button.
- You will need to complete each trail, both day and dusk, before you can find a piece of the missing postcard.
- If you complete the games and puzzles in a short amount of time, you may receive an even better reward.
- You will need to ride the mountain trail during the day a second time to find the Secret Trail.

TECHNICAL SUPPORT

MATTEL MEDIA CUSTOMER SUPPORT

For answers to common questions or to send an e-mail to our support department use the Mattel Consumer Affairs web page at: "www.service.mattel.com".

If you wish, you can also contact us by phone. Our technical support specialists can be reached at the numbers listed below:

In the US, call 1-888-MATTEL9 (1-888-628-8359) toll free

In Canada, call 1-888-MEDIA11 (1-888-633-4211) toll free

Comments or questions can also be mailed to:

Mattel Consumer Affairs
Tech Support M1-0109
333 Continental Blvd.
El Segundo, CA 90245
USA

CREDITS

MATTEL MEDIA

Executive Producer

Associate Producer

Design

Vice President, Design & Development

Technical Lead

QA Team

Jeff Goodwin

Chaun Ralls

Vance Huskins

Chaun Ralls

Jeff Goodwin

Jesyca Durchin

Amy Boylan

Robert Bryant

Nancy Duarte

Desiree Flores

Arren Frank,

Gerardo Helguero

Fausto Lorenzano,

Jay O'Balles

Ify Obiaya

Jesse Rodriguez,

Micki Smallman

Tracey Smith

Julie Takata

Laurie Tom

| | |
|--|---------------------|
| Software Engineer | Don DeLucia |
| Manager Quality Assurance | Ray Boylan |
| Vice President of Business Operations | Timothy Waters |
| Assistant Product Manager | Marie Whallon |
| Product Manager | Debbie Caton |
| Director of Marketing, Girls | Lauren Berzins |
| Vice President, Marketing | Cynthia Neiman |
| Vice President, Sales Mattel Media | Sue Hughes |
| Corporate Product Integrity | Kenny Bender |
| Sr. Manager, Business & Legal Affairs | Cynthia Berry-Meyer |
| Voice Over Talent | Chris Anthony |

SPECIAL THANKS

Janice Adyani, Jim Balthaser, John Bloodworth, Toni DeBerry, Michelle Douglas, Milton Evensizer, Steve Feicht, Craig Forrest, Darlene Geithner, Rossina Gil, David Gordon, Dawn Gottula, JoAnn Green, David Haddad, Cheryl Hager, Roger Hu, Clara Itskovitch, Danny Kwan, Karen Kelly, Ginger Martinez, Greg Person, Todd Piccus, Shaun Rowan, Kendale Sheran, Cathy A. Takemura, Tuan Trinh, Leslee Trussell, Stephen Weed, Isabel Woodward, and Sammy the Wonder Beagle.

RUNECRAFT LTD.

Lead Programmer

Support Programmer

Lead Artist

Artists

Dave Sowerby

John Carlyle

Derek Ham

Kenny Wood

Kevin Hackett

Andy Sutcliffe

Lawrie Pick

Tina Palmer

Julian Spencer

James Finlay

Jon Jones

Gareth Cavanagh

Craig Beattie

Matt Sugden

Bill Newsham

Andrew M. Gavin

Dave Lago

Derek Ham

Kenny Wood

Mark Hooley

Jonathon Brown

Paul Dean

Gregory Ellis

Mick Jagger

Mick Barlow

Keith Jackson

Martin Hooley

Lead Animator

Animators

Sound Engineers

Producer

Designer

Additional Game Design


QA Manager

Lead Tester

Testers

Development Manager

C.E.O.



SAVE \$10
On Barbie® Super Sports™

for PlayStation® game console

See page 20 for details!

SAVE \$10
On Barbie® Super Sports™
for PlayStation® game console

Here's what to do:

- BUY:** • Barbie® Super Sports™ for PlayStation game console
- MAIL:** • **Original** register receipt dated between 1/1/2000 and 9/30/2000 with Barbie® Super Sports™ for PlayStation game console purchase circled.
- This completed **original** form. No copies of any kind will be accepted.
- Send to:

Barbie Super Sports Rebate Offer

PO Box 9267
St. Cloud, MN 56398-9267

- RECEIVE** • A check for \$10 (allow 6-8 weeks for delivery)

Name: _____

Address: _____

City: _____ State: _____ Zip: _____

Phone #: _____

PURCHASE MUST BE MADE BETWEEN 1/1/2000 AND 9/30/2000. REQUEST MUST BE POSTMARKED NO LATER 10/31/2000. LIMIT ONE REBATE PER HOUSEHOLD.

Retain a photocopy of all materials for your records. Offer not valid with other offers. No rain checks will be honored in lieu of sales receipt. Mattel assumes no responsibility for lost, late, misdirected, mutilated, illegible, incomplete or postage due mail. Void where prohibited, taxed or otherwise restricted by law. Non-compliant or duplicate requests will not be returned. Sony Computer Entertainment America takes no responsibility for this offer.

OFFER VALID ONLY IN U.S.A., A.P.O AND F.P.O. AREAS.

800-524-TOYS

MATTEL, INC. LIMITED WARRANTY

Limited Warranty. Mattel, Inc., warrants to the original consumer purchaser ("You") that, under normal use, the software program and the medium on which it is recorded (collectively, the "Product") will be free from defects in material and workmanship for 90 days from the date of purchase. (Your receipt shall be evidence of the date of purchase).

Return of Defective Product. If, within 90 days of your date of purchase, You believe that the Product is defective, then return the Product, postage prepaid, along with proof of the date of purchase, to Consumer Adjustment Center, 15930 E. Valley Boulevard, City of Industry, California, 91744. Upon Mattel, Inc.'s receipt of the foregoing postmarked within the 90-day period, Mattel, Inc., will replace the Product or refund the price You paid for it, all in Mattel's sole discretion.

Warranty Disclaimers. The limited warranty above is in lieu of all other express and warranties of every kind and nature and, except as set forth above, the Product is sold "AS-IS", without any express or implied warranties of any kind. This Limited Warranty does not cover damage or malfunction resulting from any accident, misuse, modification, wear and tear, neglect, or any other conduct or conditions outside normal Product use or outside the control of Mattel, Inc., or its affiliates (collectively, "Mattel"). THE LIMITED WARRANTY CONTAINED IN THE FIRST PARAGRAPH ABOVE IS THE SOLE WARRANTY PROVIDED IN CONNECTION WITH THE PRODUCT AND IS IN LIEU OF ALL OTHER WARRANTIES, EXPRESS OR IMPLIED, INCLUDING, WITHOUT LIMITATION, ANY IMPLIED WARRANTIES OF MERCHANTABILITY AND FITNESS FOR A PARTICULAR PURPOSE, ALL OF WHICH ARE HEREBY DISCLAIMED. NO ORAL OR WRITTEN INFORMATION OR ADVICE GIVEN BY MATTEL OR ITS SUPPLIERS, DEALERS, DISTRIBUTORS, AGENTS, CONTRACTORS, OR EMPLOYEES (COLLECTIVELY, INCLUDING MATTEL, "THE MATTEL GROUP") SHALL ANY WAY MODIFY THIS LIMITED WARRANTY.

LIMITATIONS OF LIABILITY. IN NO EVENT SHALL MATTEL'S LIABILITY FOR ANY DAMAGES TO YOU OR ANY THIRD PARTY EXCEED THE PRICE YOU PAID FOR THE PRODUCT, REGARDLESS OF THE FORM OF THE CLAIM (INCLUDING, WITHOUT LIMITATION, ANY CONTRACT, PRODUCT LIABILITY, OR TORT CLAIM). MATTEL SHALL NOT BE LIABLE FOR ANY LOST DATA, INCIDENTAL, SPECIAL, PUNITIVE, INDIRECT, OR CONSEQUENTIAL DAMAGES OF ANY KIND OR NATURE RESULTING FROM POSSESSION, USE, OR MALFUNCTION OF THE PRODUCT, EVEN IF MATTEL HAS BEEN ADVISED OF THE POSSIBILITY OF SUCH DAMAGES.

This Limited Warranty gives You specific legal rights, and You may also have other rights which vary from state to state. Some states do not allow limitations on warranties or exclusion of certain damages, so some of the above limitations or exclusions may not apply to You.

For inquiries regarding the Product, please contact Mattel, Inc. at 333 Continental Boulevard, El Segundo, California 90245.

VALID ONLY IN U.S.A.

Save **\$10.00** by mail on
Barbie® Super Sports™
 for PlayStation® game console!



Snowboard and In-Line Skate with Barbie® on your PlayStation® game console!

- **Race against friends on the slopes and in the skate park!**
- **Board and blade through 10 challenge-packed levels of fun!**
- **Earn points towards new outfits and cool equipment at the sports shop!**

REBATE
coupon
inside!

Sony Computer Entertainment America takes no responsibility for this offer.

© and ©1999 Mattel, Inc. El Segundo, CA 90245. **MADE IN U.S.A.** Manufactured for Mattel. All Rights Reserved. The Barbie doll likeness and character, the color "Barbie pink" and other trademarks designated by ® and ™ are either registered trademarks or trademarks of Mattel, Inc. in the U.S. and/or other countries, except as noted.

Licensed by Sony Computer Entertainment America for use with the PlayStation game console. PlayStation and the PlayStation logos are registered trademarks of Sony Computer Entertainment Inc. The ratings icon is a trademark of the Interactive Digital Software Association. Manufactured and printed in the U.S.A. THIS SOFTWARE IS COMPATIBLE WITH PLAYSTATION GAME CONSOLES WITH THE NTSC U/C DESIGNATION. U.S. AND FOREIGN PATENTS PENDING.

